







## MAKING YOUR LAWN PERFECTLY GREEN

2700 Braselton Hwy ste 10-273 Dacula, GA 30019 | 770.831.6268 | [www.perfectlygreenlawncare.com](http://www.perfectlygreenlawncare.com)

*The SUCCESS of YOUR LAWN is  
Your commitment to WATER!*

### **AERATION & OVERSEEDING AFTER CARE SCHEDULE**






Thank you again for choosing Perfectly GREEN Lawncare for your aeration and overseeding service. Today we completed your service. We suggest that you follow these after care guidelines to achieve the best results from your seeding and aeration service.

-  **The success of your new lawn is YOUR commitment to water**
-  **Begin watering immediately and continue to water. Water each zone for 25 minutes per day for the first 14 days. Then water each zone for 25 minutes every other day for 7 days.**
-  **BE PATIENT! Germination can take as long as 21 days or longer. Do not stop watering during this period. Seedlings are very susceptible to drying out and dying because they have not rooted into the soil.**
-  **Keep excess traffic off of seeded area for at least 3 weeks.**



Continued

## AERATION & OVERSEEDING AFTER CARE SCHEDULE

-  **After seed has started to germinate please blow leaves off of seeded area at least 2 times weekly.** Do not rake as this will damage new seedlings. Do this for at least 6 weeks. The new Grass needs the sun. ☺
-  **Do not mow grass for 30 days!**
-  **Weed germination is common.** It is important to establish the new grass before exposing it to weed control products. Winter annual weed germination, such as henbit, chickweed, wild garlic/onions and bittercress, is expected. We will treat weeds within our regular lawn care applications after 60 days of new growth.
-  **Do not spread additional seed for at least 3 weeks.** Remember that the seedlings are just on blade of grass until the leaf blades begin to “tiller”. This begins to develop after 30 – 45 days of new growth. Keep in mind; we put out Millions of seeds per thousand sq.ft.
-  **After 4 weeks check the lawn for no growth areas.** Then contact the office for an evaluation and a supply of grass seed as needed. Use a garden rake to gently break the soil, without pulling up existing turf, then lightly seed. Continue to water as directed. REMEMBER, seed has to stay moist for germination.

Thank you. Perfectly Green is here to help you with your lawn !!